


Confer III Expandable Conference Bridge

The Forum CONFER III conferences your customers, managers and team members to keep your business running smoothly.

The CONFER III is the most durable voice conference system on the market, with the most competitive price in the industry and the latest in DSP technology and design.



Confer III Expandable Conference Bridge



Modularity, interoperability, flawless clarity and long-term service meet in an affordable, easy-to-use, plug-and-play bridge:

Host your own conference calls and save hundreds or thousands of dollars per month over your current conference service.

Upgrade your existing or outgrown conference hardware.

Bring your conference call meetings in-house for enhanced security.

Implement a smooth transition to our affordable conference call solutions or feature-rich enterprise options.

Enhance your productivity and bottomline for management and shareholder payback.

Seamless
Sits Behind PBX
Grows As You Grow

Now More Affordable
ROI < 12 months
Durable
Long Lasting

Confer Reliability
Innovative Design

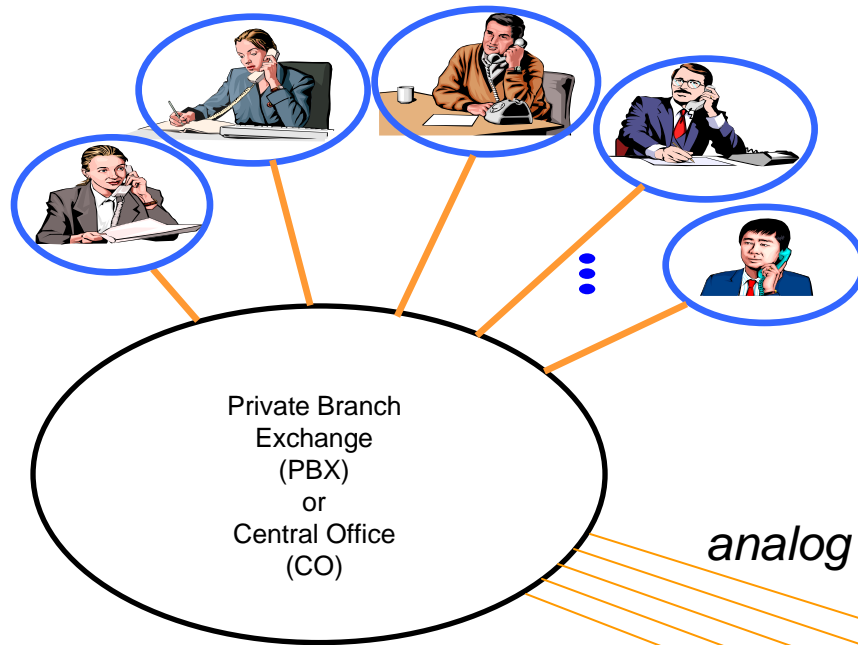
Keep Calls Safe!
You Control Access!

Modularity
Add more functions
IntraNet or GUI options

DSP technology
Starts at \$400-500/port



Conference User Greetings & Commands



Standard Greeting (w/Basic or Premium Admin Option)

“Welcome to the Confer III Bridge”

- Mute status
- Lockout status
- Headcount (Optional)

Custom User Greeting (w/Premium Admin Option)

tailor greeting to conference’s context
 “Welcome to the XYZ Corporation’s Meeting”
 record up to 30 second greeting for each call

Greeting can be overridden

analog 2-wire lines



Mute/Unmute (6#)
Lockout (5#)

Self-Boost (2#)
Unlock (8#)

Optional (w/Premium Admin Package)

Conference Moderator *67

- Virtual Gavel (4#)
- Drop Line (*33)
- Dialout (*36)
- Add line (*32)

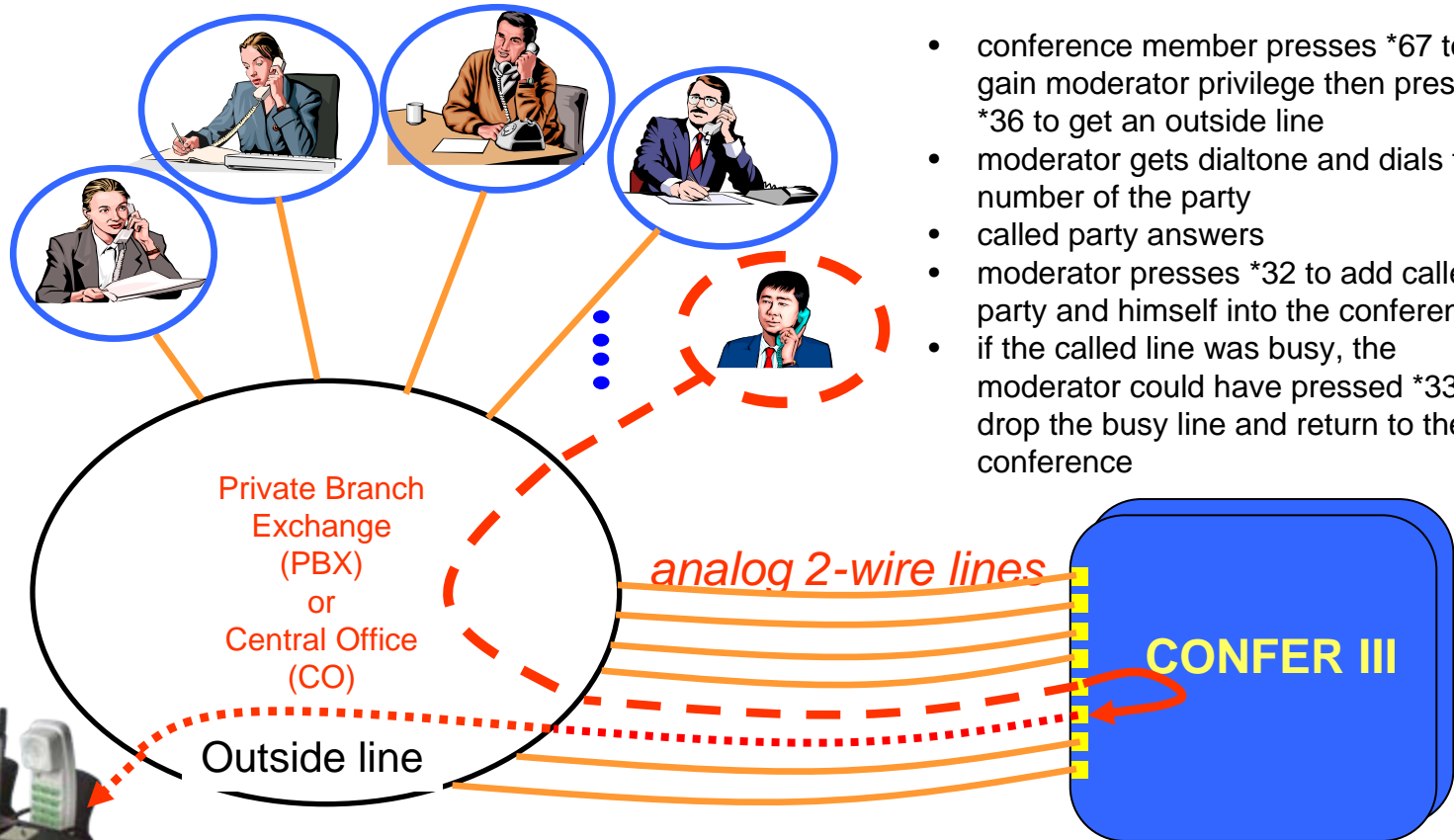
Headcount (*42)



Conference Moderator Dialout Commands

Dialout Example:

- conference member presses *67 to gain moderator privilege then presses *36 to get an outside line
- moderator gets dialtone and dials the number of the party
- called party answers
- moderator presses *32 to add called party and himself into the conference
- if the called line was busy, the moderator could have pressed *33 to drop the busy line and return to the conference



Confer III Remote Administration

Control Port
(Remote Administrator Mode)



With Remote Administrator Mode (RA), you can completely control your Confer III remotely over the phone

- set/playback auth codes per conference
- set auth code override per conference
- set/playback conference assignments per card
- record/play user greetings ([if purchased](#))
- set auth code for Control Port
- set greeting override for a conference

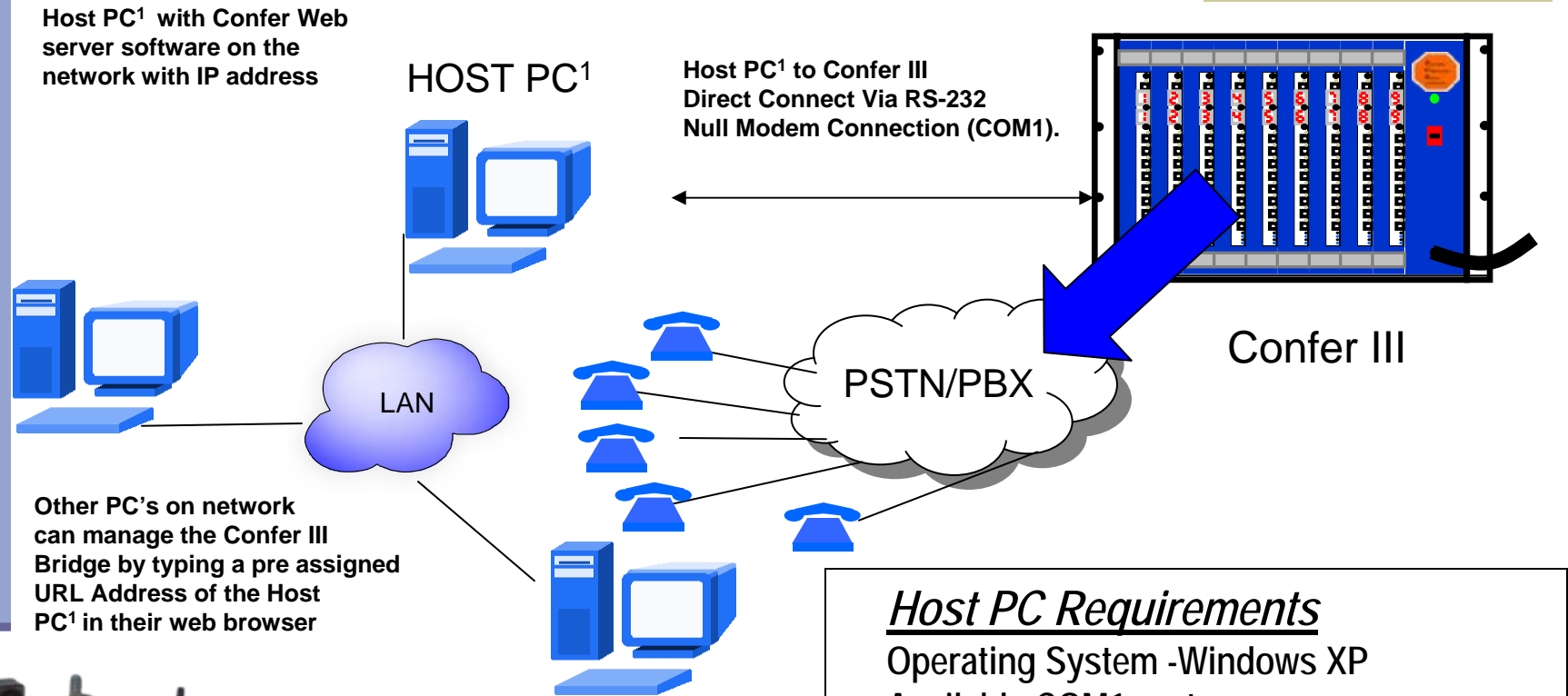
PBX

CM Port
CONFER III

In addition, each conference can be remotely monitored by dialing in to the bridge, entering the CM Port auth code and waiting approx 5 seconds to enter monitor mode. Pressing *01 for conf #1, *02 for conf#2, *03 for conf# 3, etc., selects the conference to monitor.



ConferWeb Connectivity



Host PC Requirements

Operating System - Windows XP

Available COM1 port

Host PC¹ accessible from any network PC

Host PC1 is optional



ConferWeb Option & Controls

Confer III Web Console Overview

- **Allows management of the Confer III conference bridge over a network**
 - assign conference number to 4-port group
 - view Active/Idle port status
 - drop line from conference
 - mute/unmute line from conference
 - assign authorization code to conference (must have auth code option)
 - set/clear Auth Code Override and Greeting Override



Thank You

For more information, please contact your
Forum Sales Representative

